



# Vital spaces for healthy communities

HEALTH | NATIONAL EXPERTISE: AMBULATORY CARE







The image shows a modern building with a prominent glass facade. The upper part of the building has a textured, grey facade with horizontal lines. The lower part features large glass windows with dark frames. The sky is blue, and the overall scene is bright and clear.

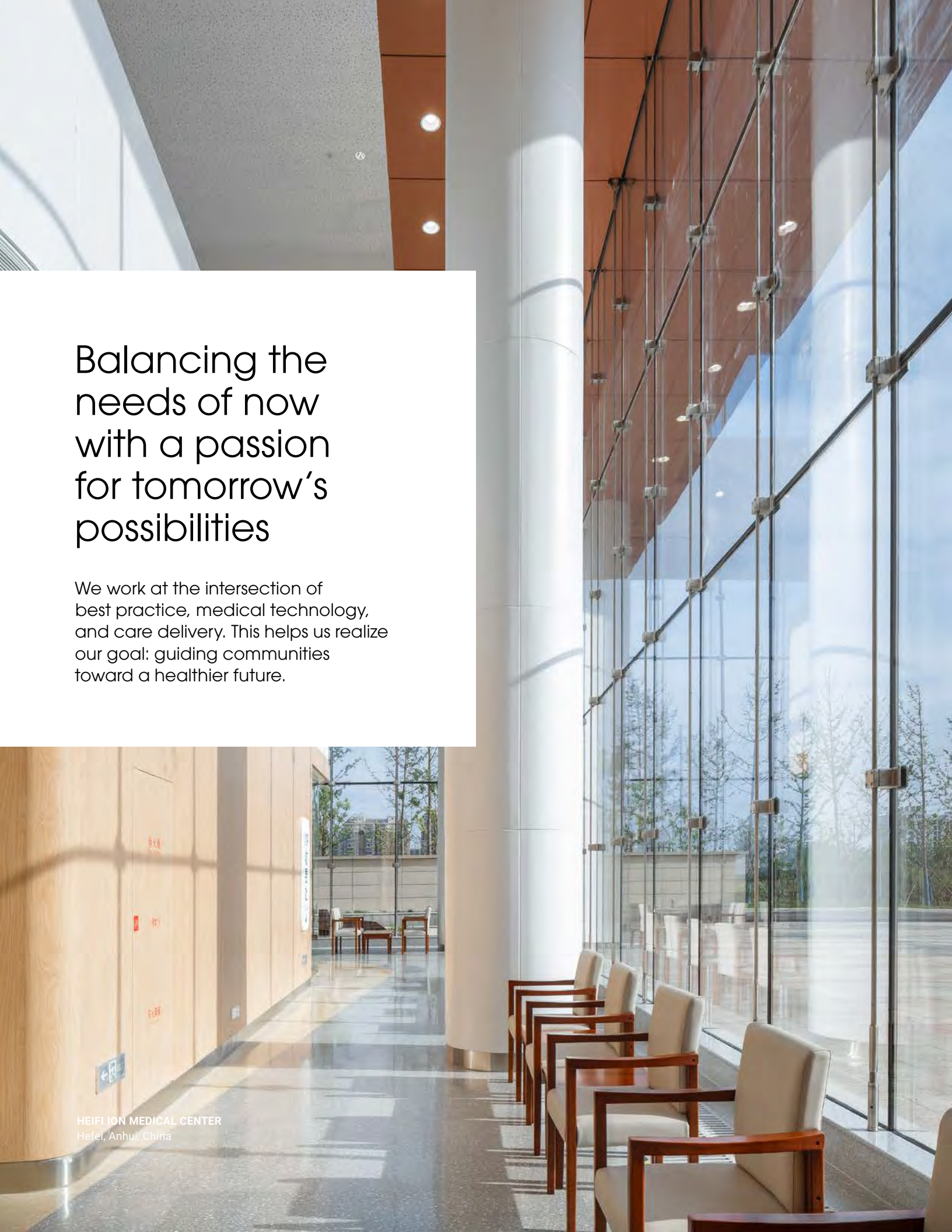
# Transformative

We know that health and wellness are essential to human happiness. That's why the spaces we design create a sense of hope and possibility. They deliver care but go further, connecting us as humans to each other, and to the natural world.

We innovate at every point along the spectrum of planning and design to deliver spaces that nurture the human spirit and inspire deep bonds within the community.

**UPMC MEMORIAL & AMBULATORY CARE BUILDING**  
York, Pennsylvania





# Balancing the needs of now with a passion for tomorrow's possibilities

We work at the intersection of best practice, medical technology, and care delivery. This helps us realize our goal: guiding communities toward a healthier future.



### **ARCHITECTURE AND INTERIOR DESIGN**

Design matters. Patients get clues about the quality of their medical care from the feel and experience of their surroundings. We design places that create transformative experiences for patients, families, and caregivers. We incorporate evidence-based design principles in all of our projects to ensure that our designs also support improved health outcomes.

### **ENGINEERING AND BUILDING SYSTEMS**

More than half of a new building's cost of construction is related to its building systems. HVAC, plumbing, electrical and information/communication systems must provide the infrastructure for operations on opening day and well into the future of a healthcare building. Life cycle operational costs are a significant expenditure once the building opens. Our designs address stewardship of resources on all levels: we provide effective and sustainable solutions that balance capital expenditures with operational costs over the life of a building.

### **SUSTAINABILITY**

Health in the patient environment extends to the world outside its walls. This means minimizing energy use, conserving water resources, and considering sustainability relative to materials choices, construction processes, and operational effectiveness. Strategies we employ to achieve these goals include performance-based design with identified targets and tracking tools, as well as the implementation of multi-tasking building systems.

### **RESEARCH**

We are innovative thinkers and invest significantly in research every year. Exploration of new ideas through design is embedded in our DNA and demonstrated by investment in ideas such as the Green Patient Lab/Patient Room, Net Zero Lab Exemplar, and Ambulatory Practice of the Future. These ideas find life in our projects, evidenced by two of North America's largest net-zero energy facilities completed in the last few years.

### **TECHNOLOGY**

Every day, technology is transforming the way we live, work and conduct business. Records, interactions, visualizations, communications, controls, and security in the healthcare environment continue their migration to digital platforms and to connectivity throughout the enterprise. It's crucial to guide our clients through the assessment and planning of short-term strategies, as well as visioning for the future with multi-phase implementation strategies linked to financial models for achievement.



KAISER PERMANENTE, DOWNTOWN MEDICAL COMMONS  
Sacramento, California

1,013

articles on evidence-based design linking family and staff to health outcomes.







# We design for people

## **PATIENTS AND FAMILIES**

Family and friends are a critical support to patients and valuable members of the care team. Our healthcare environments enhance the comfort of visitors, by promoting positive interaction with the patient and consultation with the staff to support improved health outcomes.

## **CAREGIVERS**

Healthcare environments are work settings for physicians, nurses, and all staff who provide services for patient care. For staff to do their jobs well, individually and in collaborative settings, and to thrive as caregivers, their work areas must be designed for effectiveness, efficiency, and well-being. Natural light, views, and spaces for respite allow staff to be reinvigorated. Design and the experience it creates can help support peak performance and satisfaction in a high-stress workplace.

## **COMMUNITY**

The ecosystem of health and wellness extends to the greater community. Places for prevention, wellness, and care are a part of the community fabric and must be designed to welcome engagement. Lifestyle, technology, and awareness come together to create the opportunity for health management and health care in many settings beyond the hospital, including retail settings, performance spaces, farmers' markets, running and bike paths, and community wellness centers. Personal responsibility for health and access to information and care at the most convenient and appropriate levels results in an engaged and informed community.



# The Five Parameters of Design



*The Five Parameters provide us with a way of organizing our thinking as we initiate work on a project. They speak to how, as designers, we can approach a set of project circumstances with clarity and purpose. They define a process led by discovery and push us to ask the right questions to realize projects that perform and are crafted for legibility, longevity and thereby create a legacy for our clients and communities.*

Our design philosophy and the Five Parameters are founded on a full and complete understanding of our client's requirements, culture, ambitions, and aspirations. To truly know and understand this requires a methodology that completely engages our clients as an integral part of the design team.

## **CLARITY**

### ***Driven By a Clear Idea***

The genesis of each project is a clear idea, founded on an intimate understanding of client, site, program and community history, culture, and context. Articulated through diagrams, models and narrative, this storyline defines the project's essential meaning.

## **PURPOSE**

### ***A Thoughtful Approach***

The focus of our work is the enrichment of human experience and well-being. Thoughtful attention to place making, spatial sequence, light, material and detail advances the public realm and community building.

## **DISCOVERY**

### ***Challenging Preconceptions Through Curiosity***

Design inspires us. With a mindset to challenge preconceptions, we ask the right questions, critically evaluate ideas, and reveal appropriate solutions.

## **PERFORMANCE**

### ***Measurable Objectives***

Responsible design combines function and significance. Measurable performance encompasses functional planning, integrated engineering, and environmental responsiveness to achieve value, meaning and clarity.

## **CRAFT**

### ***Material Legibility***

The idea behind a project is legible through its built form. The attention, care, and consistency with which we select and assemble systems and materials bring the project to life.





ANCHOR HEALTH PROPERTIES,  
BAYHEALTH MEDICAL CENTER  
Milford, Delaware



# Essential strategies for maximizing your resources

## **LEAN PROCESS IMPROVEMENT DESIGN**

Doing more with less. Getting rid of waste and optimizing resources. Providing better quality care because outdated and time-consuming procedures have been eliminated. These are the promises of a lean-designed facility. Engaging in 3P events to map workflow processes and using mock-ups at various scales, we work with you and your multidisciplinary teams to design facilities that match your preferred approach to a lean operational organization.

## **ALTERNATIVE PROJECT DELIVERY (P3/PFI/IPD)**

Healthcare is a risky business. In expanding, renovating, or building new spaces, speed and cost control are essential. We have successfully deployed a variety of strategies for project delivery: P3/PFI public-private partnerships, CM at risk, design-build, and Integrated Project Delivery (IPD). The bottom line is an approach to collaboration and shared risk that motivates the collective team to outperform.

## **FLEXIBILITY AND ADAPTABILITY**

One thing is certain—change. To respond, we anticipate the future and employ design strategies that allow space to change easily and gracefully over time. We use standard room sizes for multiple uses; interventional platforms for diagnostic and treatment spaces; discrete paths for the public, staff, patients, and materials; structural bay sizes that accommodate multiple functions; and strategic placement of fixed elements. Along with these strategies, we recognize that change management is needed for cultures in transition.

## **PROGRAM AND PROJECT MANAGEMENT**

Projects can be full of surprises. Escalating costs, schedule delays, claims, or worse can damage your organization, not to mention the communities you serve. We know from experience that delivering a complex project without surprises doesn't mean there won't be challenges, but our creative strategies can head off most problems and provide early warnings on the rest, meaning you can manage with confidence.

## **OPERATIONAL READINESS**

You need to be ready when your new space is ready. Our operational readiness planning professionals help you plan and implement all the operational activities required to successfully provide programs and services in your new facility. We prepare your professionals with operational processes that allow them to conduct business seamlessly in your new environment.





# Industry leaders

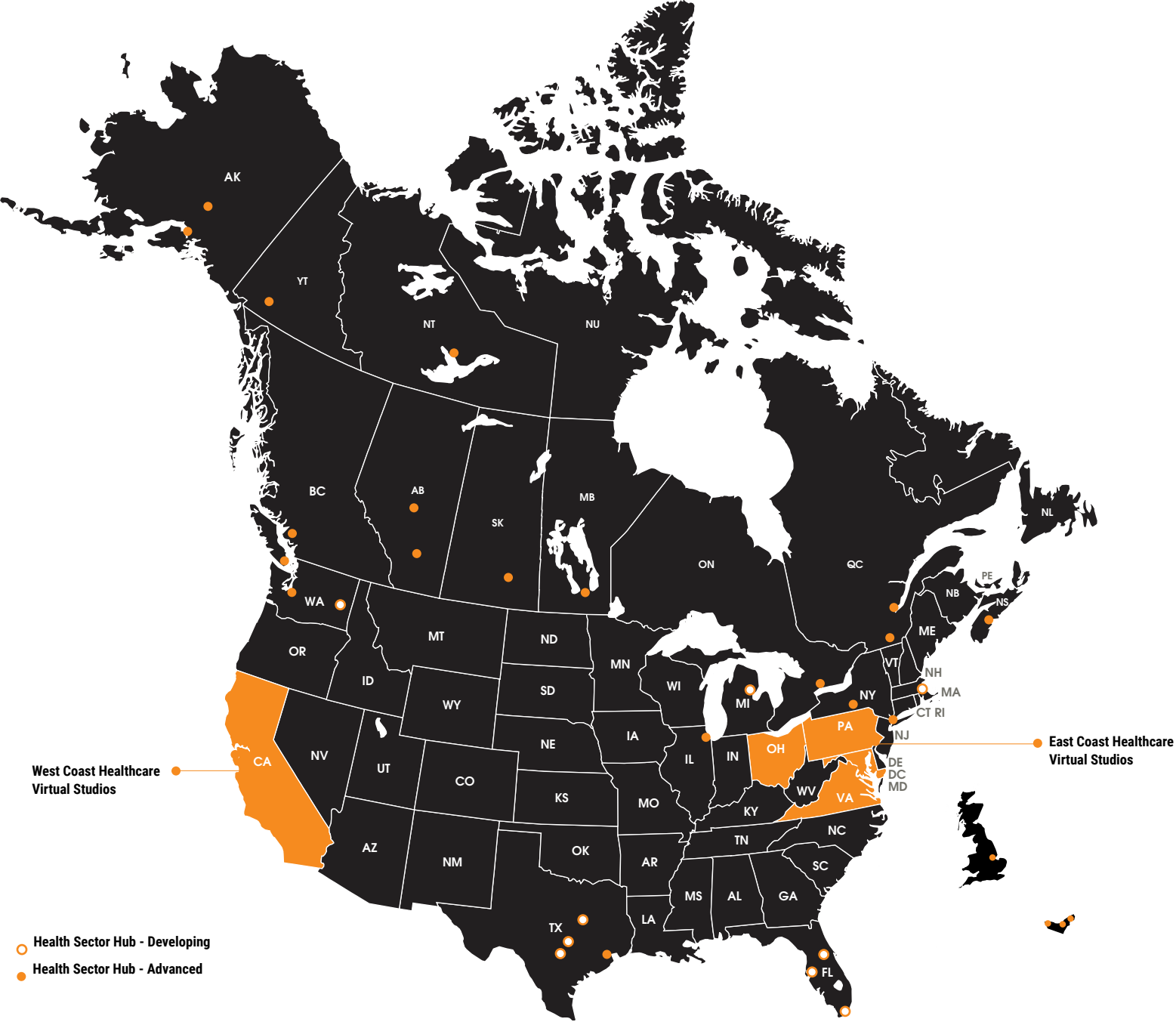


Our clients are in the business of hope and healing, and we design to make that happen. Stantec has been a leader in healthcare planning and design for more than five decades. Principles of place-making, sustainability, and continuous improvement are hallmarks of our design approach. We design to improve efficiency and reduce costs while facilitating connections amongst staff, patients, and families. Our work improves the discovery, caregiving, and healing process.



# A network of resources

43 OFFICES PRACTICING HEALTHCARE



# Health sector

Healthcare leaders in multiple offices across Stantec collaborate on a regular basis to leverage individual and regional knowledge, with the intent to raise awareness of industry trends and innovations. This includes dialog regarding projects, research, strategies, and approaches for information sharing and education.

This group also works virtually and is able to react quickly to provide feedback on local, regional, or national trends in response to a variety of questions or requests generated by local healthcare teams. In this way, we are able to provide local presence and leverage global knowledge.

Recognized as an award-winning industry leader in the healthcare sector, we strive to provide innovative solutions in a constantly evolving market.

At Stantec, we recognize our work in the healthcare sector depends on our clients' ability to successfully achieve objectives, such as: improving quality of care; improving operational efficiencies and productivity; and increasing philanthropic, corporate, and community support.

We have developed non-traditional approaches to healthcare facilities planning, project management, design, and engineering and provide leading edge services such as: master planning, phasing studies/ planning, architecture, image/decor/functional design, land development planning/design, public participation consultation, quality assurance/quality control, design for disabilities, LEED certification, medical gas system design, and multi-discipline buildings engineering.

Our experience and skills enable us to export specialized services across the Stantec organization to respond to specific client needs. This approach, in combination with our strong local presence, allows us to deliver domestic and international projects with a global level of excellence.



VIRTUA CENTER FOR HEALTHFITNESS  
IN MOORESTOWN  
Moorestown, New Jersey



# Leadership team



From the beginning, it was the impact on people's lives that drew us to design for health.

enzie  
h



**BRENDA BUSH-MOLINE**  
AIA, ACHA, LEED AP, EDAC  
*Global Health Sector Leader*

As a healthcare leader with more than 26 years of experience, Brenda is responsible for inspired and energized service for our healthcare clients. Her goal? Creating places of healing and wellness.

By focusing her efforts on integrated health design that considers related markets such as workplace, hospitality, retail, and education, Brenda has supported the national development of reimagined care models. Through active listening and engagement, she translates design and planning intentions into places that reflect the mission and vision of her clients.



**MEGAN HOLMES**  
AIA  
*Vice President*

In her more than 23 years of design experience, Megan has led projects ranging from a 2 million SF specialty teaching hospital in the Middle East to a 2,000 SF primary care clinic in her own backyard.

Her passion is building the right team for the job and facilitating a collaborative design process. She believes that each project, regardless of size or complexity, presents its own unique set of challenges and opportunities.

As a leader in the healthcare sector, she is responsible for all aspects of project execution but specializes in innovative planning solutions and managing a collaborative design process.



**COLLIN BEERS**  
AIA, ACHE, ACHA, ASHE, EDAC  
*Senior Principal*

During his 41-year professional career, Collin has been involved exclusively in the practice of architecture for healthcare related facilities.

His broad range of experience includes master planning, functional and space programming, and conceptual design through complete construction documentation.

Collin's dedication to perfecting the physical environments to support the constantly evolving practice of healthcare has made him an expert in the eyes of national healthcare design colleagues and our clients.





# Ambulatory Care



Ambulatory care is at the heart of a new way of thinking about health--one that is based on personal responsibility and that the best care is provided in the lowest cost setting. Ambulatory care facilities should accommodate chronic disease care management; integrative medicine that focuses on wellness and complementary therapies; and an "accountability and change" center that highlights the importance of data, outcomes, rapid-prototyping of systems and processes for continuous improvement.

Outpatient clinics are interdisciplinary by nature. Successful centers are designed with generic clinic modules that are shared and easily adaptable to changing programs. They support specialized care modalities by providing spaces for emerging treatments such as interoperative imaging or interventional digital imaging. Planning and design of these facilities must support care that is patient centered, staff friendly, safe, timely effective, equitable, efficient, and accessible.



## JEFFERSON HEALTH, SPECIALTY CARE PAVILION

Housing over a dozen specialty practices, the new Jefferson Health Specialty Care Pavilion consolidates a variety of services previously scattered across 10 different buildings on their Center City Philadelphia campus into one convenient location for patients. The program for the ambulatory care facility includes over 300 exam rooms, 58 infusion chairs, 10 operating rooms, 6 endoscopy rooms, imaging, lab services, and a pharmacy. A roof terrace at the 15th floor provides a moment of respite for patients in the dense urban setting.

The \$762M, 462,000 SF facility serves as a catalyst for changing the delivery of healthcare and is envisioned to be the bridge between home and healthcare. Physical space planning is augmented by virtual and technology strategies for enhancing patient engagement and convenience during the pre-arrival stage of care. Valet and concierge services ensure a seamless arrival, while Jefferson Health plans to “pursue emerging technologies for the building, such as digital wayfinding, virtual surgical theaters, voice assistants, wearable data integration, augmented and virtual reality, and robotics” to optimize the patient experience within the building.

Stantec is partnering with Ennead Architects, the core and shell architect, to help plan the facility for its intended ambulatory care use, as well as with BLT*a*, who are responsible for the underground parking structure.

- *Location: Philadelphia, Pennsylvania*
- *Project Size: 462,000 SF*
- *Construction Cost: \$762,000,000 USD*
- *Services: planning, architecture, interior design, technology*

Clockwise from opposite page: exterior, main lobby, exterior detail, waiting area









## UPMC MEMORIAL, AMBULATORY CARE BUILDING

In January of 2017, Stantec began collaborating with UPMC Pinnacle on the development of their new Memorial campus, which was created around the new 130-bed replacement facility for the existing Memorial Hospital in York, Pennsylvania. Building upon the expanded bed capacity and anticipated growth for the region, the new Ambulatory Care Building is co-located with the hospital to provide a more comprehensive range of health services on the new campus.

The 140,000 SF, five-story building provides a platform for numerous clinical specialties to be located on the campus, thereby providing a more convenient patient experience and bringing more visits to the campus. At the core of the program is an emphasis on oncology and ambulatory surgery, which defines a duality of purpose and image for the building.

Accessed from the west, oncology services include an Infusion Center with rooftop garden, Radiation Oncology with two linear accelerator vaults, and a Women's Center for imaging and treatment. Occupying the entire first floor, the Ambulatory Care Center includes eight operating rooms, dedicated Sterile Processing, and 27 Prep/Recovery positions, all accessed from a dedicated entrance on the east side of the building. In addition to the clinical exam space supporting oncology, other programs include various specialty practices, a sleep lab, cardiac rehabilitation gym, and conference center.

The lower two floors of the building house the intensive functions of patient diagnostic and treatment spaces, while the upper three floors have been designed around a regular clinical exam module that facilitates patient access to clinical pods from one side and behind-the-scenes staff interconnectivity from the other.

- *Location: York, Pennsylvania*
- *Project Size: 140,000 SF*
- *Construction Cost: Confidential*
- *Services: planning, architecture, interior design, engineering*

Clockwise from opposite page: exterior, infusion, rooftop garden, main lobby







UPMC

← ONE WAY



## UCSF, BAKAR PRECISION CANCER MEDICINE BUILDING (PCMB)

Precision, Transparency, Integration, and Activation. Inspired by these design principles, Stantec completed the puzzle for UCSF at the Mission Bay Campus with the Precision Cancer Medicine Building (PCMB). Our relationship with the site dates back to 2007, when we began design on the recently-completed Medical Center at Mission Bay, which contains hospitals for children, women, and cancer patients, as well as the Ron Conway Gateway Medical Office Building (Gateway MOB).


Designed to spur collaboration and integrate research and care, our challenge was to successfully integrate PCMB with the Gateway MOB while ensuring each has a unique identity. Levels three to five of the six-story building are integrated floors for women's services and infusion/clinic space. Our design elegantly draws from the existing building, as the strong horizontal lines of the Gateway MOB continue through to PCMB, disrupted by glass fins inspired by the children's hospital. Transparency echoes the building's program, with more privacy at street level and abundant use of glass on the upper infusion floors. The massing is pulled back dramatically at the edges to create a generous and exciting street-level experience.

The new six-story, 179,650 SF building consolidates UCSF's current solid tumor practices. In addition to clinic space for most cancers, PCMB houses chemotherapy infusion, radiology, pathology, radiation oncology, blood draw, a patient resource center, and support services. Bringing these practices together at Mission Bay, already a robust site for cancer research, integrates research and clinical care and encourages collaboration between researchers and medical teams.

The design team leveraged various technologies in order to most effectively collaborate and communicate among stakeholders.

- *Location: San Francisco, California*
- *Project Size: 179,650 SF*
- *Construction Cost: \$172,700,000 USD*
- *Services: planning, architecture, interior design, engineering, LEED consulting, technology*

Clockwise from top right: exterior from courtyard, waiting area, MRI simulator, exterior









## UPMC WEST MIFFLIN, OUTPATIENT AND SURGERY CENTER

Stantec assisted UPMC in transforming a one-story, 46,000 SF windowless big-box retail space into an airy, light-filled outpatient healthcare facility. In addition to abundant windows and skylights, we incorporated a new building façade, roof and a large central waiting area. We also replaced and upgraded all MEP building systems, including installing new mechanical units, water, fire, gas, and electrical services.

UPMC's shared services healthcare model co-locates surgery, imaging, lab, primary care, women's imaging, and specialty care exam-based practices within the rejuvenated space, providing a convenient one-stop-shop for their patients. Centralized registration streamlines and unifies the patient experience throughout, regardless of service line. Floral graphics, skylights, and artwork provide positive distractions to patients, reducing their stress during visits. The configuration of the exam suites allow each physician suite to expand and contract depending on the daily patient census. With this new location, UPMC continues to deliver on their vision and promise of being a top healthcare provider. The project features a four OR outpatient surgery center, including pre/post operative area and support spaces.

- *Location: West Mifflin, Pennsylvania*
- *Project Size: 46,000 SF*
- *Construction Cost: Confidential*
- *Services: architecture, interior design*



Clockwise from opposite page: exterior, operating room, imaging, women's imaging





↑ Suites  
500B

# UPMC

Suites ↑  
300B  
300C  
400

UPMC Children's Business Care  
UPMC Multi-Specialty Clinic



A person in a light blue lab coat is seated at a workstation, looking at a laptop screen. The workstation is a modern, white and wood-paneled structure.

A woman in a yellow jacket and blue jeans is sitting on a long, light-colored sofa, reading a newspaper. The sofa has a patterned backrest and is part of a larger seating area.

A woman in a dark jacket is sitting at a small table, looking at a book or document. The table is part of a seating area with patterned chairs.

A row of modern, light-colored armchairs is arranged in a line. In the foreground, a small round table with a white top and wood base holds a vase of red and white flowers.



## PENN MEDICINE MOUNT LAUREL

When their facility at Cherry Hill began to feel the pressures of heavy patient volume, Penn Medicine looked for solution. Finding an existing office building 11 miles away along Route 38, they began to make plans for Penn Medicine Mount Laurel.

Having designed spaces for Penn Medicine for more than 20 years, our team was chosen to undertake the architecture, interior design, and MEP engineering for the Mount Laurel fit out. The facility consists of a shared waiting room, an adjacent phlebotomy lab with its own entrance, and check-in desks for cardiology and primary care. One of our challenges was to design the two practices to feel like one despite their different focuses. While the exam rooms and staff spaces are different, we created a clinical corridor to connect the practices, so the space feels as one to the patient. The corridor features a darker wood tone flooring for wayfinding as well as tall ceilings—a feature shared by the waiting room to take advantage of the high floor to deck height.

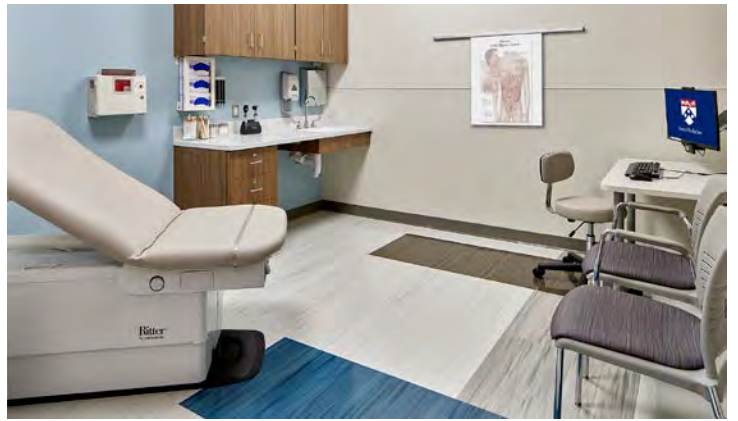
We designed a total of 27 exam rooms, a stress/echo testing room, an echo room, and additional support spaces. Penn Medicine Mount Laurel now provides a new home to Willingboro Cardiology and primary and specialty care. This not only helps alleviate patient volume at Cherry Hill but also expands access to specialized healthcare.

- *Location: Mount Laurel, New Jersey*
- *Project Size: 19,000 SF*
- *Construction Cost: \$6,400,000 USD*
- *Services: architecture, interior design, engineering*

Clockwise from top: registration/  
waiting, exam room, exterior,  
touch-down space













## UCSF MISSION BAY, BLOCK 34 AMBULATORY CARE CLINIC/SURGERY CENTER

As part of a decade-long relationship, UCSF recently engaged Stantec to design the newest part of their burgeoning Mission Bay campus. Situated across the street from the flagship hospital and state-of-the-art Bakar Precision Cancer Medicine Building – both designed by Stantec – the new clinic building significantly expands UCSF's resources in the area and further cements their expertise in the delivery of healthcare.

Currently in design, the project is composed of two buildings, a five-story clinic and a nine-level parking garage. The clinic is planned to be 183,000 SF, housing urgent care, imaging, and pharmacy spaces on the first floor; surgical spaces on the second floor; clinical space on the third and fourth floors; and a shelled fifth floor expected to contain similar programming as the third and fourth floors. The shelled space is sized to support expansion of additional operating rooms and clinics.

The design of the building and its interior expands upon and refines the vision we created in the prior projects. The spaces are modern and sophisticated while warm and inviting, always prioritizing patient care and wellbeing.

Upon its completion, the Block 34 Ambulatory Care Clinic/Surgery Center will complement the existing clinical services at the Block 33 Wayne and Gladys Valley Center for Vision, and it will support the UCSF vision for continued growth of health services at Mission Bay.

- *Location: San Francisco, California*
- *Project Size: 182,800 SF*
- *Construction Cost: \$210,000,000 USD*
- *Services: planning, architecture, interior design, landscape architecture*



Clockwise from top left:  
exterior, waiting, entry/  
reception, surgical corridor







## ANCHOR HEALTH PROPERTIES, BAYHEALTH MEDICAL OFFICE BUILDING

Working with Target Building Construction in a Design/Build capacity, Stantec was hired by Anchor Health Properties to develop a ground-up three story medical office building in Milford, Delaware.

Occupying a parcel on the newly created Bayhealth Sussex Campus, the new 85,000 SF medical office building takes advantage of proximity to the new Bayhealth Hospital, providing space for Bayhealth practices and other independent physicians.

As a main driver for the development of the building, Nemours occupies the entire first floor of the building, providing both pediatric and senior care services. In addition to the main entrance of the building, a dedicated entrance to the Nemours pediatric suite has also been provided to distinguish the prominence of that program.

Negotiating multiple tenants in a facility that feels as much at home on a Bayhealth branded campus as it does representative of Nemours was a challenge that required a highly iterative process of exploration during schematic design. Building entrance points, canopy configuration, articulation of the building massing and exterior materiality were studied exhaustively until the most balanced scheme was uncovered, meeting the needs and desires of all parties involved in the development of the project. In addition to the design requirements enforced by the local municipality, this project is also the first test of the Bayhealth Sussex Campus design standards, and as such, the design bears the responsibility of building upon the goals of place-making and community outreach that was originally envisioned.

- *Location: Milford, Delaware*
- *Project Size: 85,000 SF*
- *Construction Cost: \$12,500,000 USD*
- *Services: architecture, interior design*

Clockwise from opposite page:  
waiting area, exterior, canopy



## SUNY UPSTATE UNIVERSITY HOSPITAL, NAPPI LONGEVITY INSTITUTE

The new Nappi Longevity Institute will provide more than 250 exam and consultation rooms for primary care and specialty care for chronic diseases, as well as lab and radiology services, geriatrics, urgent care with an infusion center, clinic embedded behavioral health services, global health services, and the Joslin Diabetes Center.

The consolidation of primary and specialty care services into a single ambulatory care facility better enables the delivery of integrated care, with a focus on wellness. Prior to Stantec's engagement, SUNY Upstate Medical University's ambulatory care services were located throughout several buildings on or near the central campus. The new program will provide patients with a single "one stop shop" location where they can receive the majority of their ambulatory care needs. Additionally, a single facility will foster greater provider collaboration and service integration, with the aim of enhancing the quality of care, improving patient and staff satisfaction, and positively impacting the cost of care.

- *Location: New York, New York*
- *Project Size: 195,800 SF*
- *Construction Cost: \$165,000,000 USD*
- *Services: planning, architecture, interior design*



Clockwise from top: exterior, lounge, patient registration area, lobby.





## CLEVELAND CLINIC, TAUSSIG CANCER CENTER

Our mission was to lead with the philosophy of “Patients First” and provide Cleveland Clinic with a world-class cancer outpatient building. Cleveland Clinic selected Stantec to lead the healthcare planning of a new cancer treatment center on their main campus. Working in association with design architect William Rawn Associates, we provided programming, planning, and design services for the 377,000 SF, seven-story outpatient building. The facility consolidates cancer treatment, research, and administrative space supporting a multi-disciplinary team approach to multi-disciplinary disease programs. Rather than asking patients to travel from one specialist to another, our design supports meetings either together or sequentially to address each patient’s unique needs.

Designed to meet LEED for Healthcare Silver, the high-performance curtain wall communicates with the building management system, so occupants remain comfortable throughout the cold winters and warm, humid Ohio summers. A bridge at Level 2 connects the cancer building to the intercampus “skyway,” and a sculptural ground level skylight drives light to below-grade patient waiting spaces.


The lower level houses building support, an investigational pharmacy, and leading edge clinical environments. Ground floor public spaces have views to adjacent gardens and the laboratory and pharmacy are situated for straightforward access. Levels 2-4 contain 98 light-filled infusion rooms arranged along the north window wall. Staff collaboration and 108 clinical exam and procedure rooms on the south side are designed with future flexibility in mind.

- *Location: Cleveland, Ohio*
- *Project Size: 377,000 SF*
- *Construction Cost: \$190,000,000 USD*
- *Services: programming, planning, architecture, interior design*

Clockwise from top: exterior, north-facing meditation room, lobby, south corridor with team work area









## ABIE ABRAHAM DEPARTMENT OF VETERANS AFFAIRS, HEALTH CARE CENTER

Stantec's architectural, engineering, and interior design team was honored to join a dedicated P3 team in delivering a highly-anticipated veterans outpatient clinic—the Veteran Administration's Health Care Center in Pennsylvania. Designed to support the Patient Aligned Care Team (PACT) model, the Health Care Center responds to a broad spectrum of veteran needs. By physically and programmatically placing the patient at the center of their own care, the new facility serves not only patients and their physicians, but also families, friends, and caregivers.

The Health Care Center houses nine PACT service areas, each of which implements exams rooms with two doors—one for the patient, the other for healthcare providers. From medical exams to therapy and other treatments, services come directly to the patient to greatly reduce travel time and confusion. Each PACT service area—including one exclusively for women—features its own waiting room. Our design, in collaboration with Mascaro Construction Company and Cambridge Healthcare Solutions, contributed to the smooth delivery of the facility. Overall, the project opened seven months early and under budget.

- *Location: Butler, Pennsylvania*
- *Project Size: 246,000 SF*
- *Construction Cost: \$67,806,063 USD*
- *Services: architecture, interior design, engineering*



Clockwise from top right: exterior, exam room, PT/gym, clinical lab









## ALLEGHENY HEALTH NETWORK, JEFFERSON HOSPITAL EMERGENCY DEPARTMENT

Stantec was selected for the expansion and renovation of Jefferson Hospital's Emergency Department. The \$21M, 34,000 SF Emergency Department expansion was completed in multiple phases. Phasing was essential to provide a safe environment in patient care areas. Temporary waiting room and triage area minimize disruption to the existing Emergency Department during construction. Also, during construction, a temporary helipad was located in the corner of the parking lot. A new, permanent helipad is located on the roof of the addition with a dedicated elevator down to the Emergency Department allowing for more efficient patient transports to and from the hospital.

Phasing plans included considerations of noise and vibration control that result from construction activities. During construction, the renovation areas were isolated from occupied areas based on the ICRA. Existing air quality requirements and other utility requirements for occupied areas were maintained. The new Emergency Department addition required significant demolition of a portion of the existing Emergency Department. The existing structural steel frames were carefully removed at the cut line with the existing building and the connection points left in a smooth condition to accept new framing.

- *Location: Jefferson Hills, Pennsylvania*
- *Project Size: 34,000 Sf*
- *Construction Cost: \$21,000,000 USD*
- *Services: architecture, interior design, engineering*



Clockwise from top left:  
main entrance, triage,  
patient room, waiting



## NORTHWELL HEALTH, SYOSSET SURGI CENTER

The two structures include a single-story former showroom facing the street and a high-bay service garage sitting several feet lower. The site, which slopes away from the street, and the straddled building provided two unique opportunities. With the change in elevation, the site creates natural discretion for patients as they leave surgery. At the same time, the high-bay service garage has ample ceiling space to support all the equipment necessary for a surgical suite.

Taking advantage of an otherwise challenging building configuration, the planning was arranged to allow a singular flow-through; patients enter registration and the waiting room through the upper-level entrance canopy and leave discreetly from the lower level. With five new operating rooms, twenty patient holding bays, and on-site instrument processing, the ambulatory surgery center at Syosset provides a powerful platform for outpatient surgery in a very prominent, convenient, yet unassuming location.

- *Location: Syosset, New York*
- *Project Size: 18,000 SF*
- *Construction Cost: \$16,000,000 USD*
- *Services: architecture, interior design*



Clockwise from top: exterior, dental operating room, general operating room, waiting







ENTRANCE



## PENN MEDICINE CHERRY HILL

To capitalize on their vision of being a “nationally ranked, conveniently located” provider, Penn Medicine wanted to expand the scale and range of services offered to the community it serves. Partnering with Stantec, Penn Medicine embarked on the renovation of a former Syms department store in a prime space along Route 70 in Cherry Hill, New Jersey. Their goal? To develop a new centralized healthcare campus.

Our designs helped Penn Medicine transform the two-story, 155,000 SF windowless big-box retail space into an airy, light-filled healthcare environment. In addition to abundant windows, we incorporated a new building façade, roof and two-story entry. We also replaced and upgraded all building systems, including installing eight new mechanical units, water, fire, gas, and electrical services.

Penn Medicine’s new shared services healthcare model co-locates infusion, lab, primary care, obstetrics, and specialty care exam-based practices within the rejuvenated space. Programs for radiology, radiation oncology, physical therapy, and a retail pharmacy have been included to complement and expand upon previously offered services. Centralized registration streamlines and unifies the patient experience throughout, regardless of service line.

With this new location, Penn Medicine continues to deliver on their vision and promise of being a top healthcare provider.

- *Location: Cherry Hill, New Jersey*
- *Project Size: 150,000 SF*
- *Construction Cost: \$35,250,000 USD*
- *Services: planning, architecture, interior design, engineering*

Clockwise from opposite page:  
main entrance, main entrance dusk,  
lobby stair detail



## KAISER PERMANENTE, DOWNTOWN COMMONS MEDICAL OFFICES

Reflecting a demographic shift to urban centers, Kaiser Permanente has created a strong foundation in Sacramento with the new Downtown Commons Medical Offices. Located in the downtown core just a few blocks from the State Capitol, the design helped transform an existing six-story office building and adjacent four-level parking garage, creating an experience for members that both live and work in the area.

We developed a coordinated color palette that, along with a landscaped central courtyard, serve as wayfinding tools guiding members to their destinations. A strong art program includes several pieces of local and regional art.

Downtown Commons has clinics for adult medicine, obstetrics, pediatric and family services, along with imaging and lab services. The sixth floor is dedicated to cancer treatment, with an oncology pharmacy and infusion spaces. Lower floors are dedicated to retail, pharmacy, and public spaces, including a lobby café.

We improved building performance by re-cladding the building and installing digital connected, “smart” window glass throughout, and the addition of a two-story glazed curtain wall entry brings light and warmth to the pedestrian entrance. Changes to the vehicular entry includes a new elevator and glass vestibule, with access to the building on levels 1-3.

The high-ceiling lobby, outdoor café seating on J Street, and a landscaped third floor roof deck add to the indoor/outdoor feel, providing members and the public a connection with nature and beautiful Sacramento surroundings.

- *Location: Sacramento, California*
- *Project Size: 209,000 SF*
- *Construction Cost: \$105,100,000 USD*
- *Services: planning, architecture, interior design, engineering, sustainability, landscape architecture, environmental*

Clockwise from top right: registration, waiting, exterior, family lounge









## ATLANTICARE HEALTH PARK, MANAHAWKIN CAMPUS

AtlantiCare knew that its clients in Manahawkin, New Jersey, were looking for better access to healthcare services and turned to us for help. Our task? Consolidate medical practices in one location and provide space for additional opportunities.

By using existing retail structures, we saved on initial project capital costs and brought patient services to market faster. Although the masonry shell was retained, new façade materials were provided for the entire exterior to refresh the facility for a new use as well as rehabilitate to meet current energy codes. The new design utilizes several elements crucial to the project's vision, one of which is a wooden "boardwalk" inspired by the nearby oceanfront. The interior circulation is planned in a hub-and-spoke pattern, where one reception "hub" greets the patient, who is directed to a service at the end of each "spoke". Spokes include obstetrician gynecology, cardiology, urology, primary care, and subleased suites.

Through our planning, architectural, and interior design services, AtlantiCare's clients now have a one-stop healthcare experience where they can access everything from lab tests to specialized medical care.

- *Manahawkin, New Jersey*
- *Project Size: 55,000 SF*
- *Completion Date: July 2017*
- *Project Cost: \$10,000,000 USD*
- *Services: Planning, Architecture, Interior Design, MEP Engineering*

Clockwise from top: registration  
from main entry, exterior, waiting  
area









## STANFORD MEDICINE, OUTPATIENT CENTER

The name of the game is to make it easy for patients to receive care close to where they live. Stanford wanted to extend its reach into the surrounding communities and make it more convenient for patients to receive their world-class care. For their first off-campus medical project, they bought a former dot-com office complex and repurposed and readapted it to create a high-end hospitality like outpatient care center. It serves as home for seven outpatient centers, including Imaging, Pain Management, Orthopedics, Ambulatory Surgery, and a Sleep Disorders Clinic. Imaging will include up to four MRIs and three CTs.

From the carefully envisioned landscape design (which is a hallmark of Stanford's campus) to the vibrant and fresh interior design to the 100% digital, fully computer-integrated technological infrastructure, each aspect reaffirms Stanford's reputation of superior healthcare delivery, efficient care practices, and the highest level of healthcare expertise.

- Location: Redwood City, California
- Project Size: 270,000 SF
- Construction Cost: \$110,500,000 USD
- Services: planning, architecture, interior design

Clockwise from top right: main lobby, exterior, registration, main lobby detail







## VIRTUA CENTER FOR HEALTHFITNESS IN MOORESTOWN

At 4:30 am, exercise enthusiasts gather in the dark, waiting for the fitness center at the Virtua Health and Wellness Center to open at 5. Before heading to work, they want to get in a workout on the strengthening and endurance equipment; a run around the indoor track; a swim in one of three pools; or some relaxation in a heated whirlpool tub, sauna, or steam room.

Beyond a daily fitness routine, the center has a broader focus for serving the health and wellness needs of the community. It also houses a variety of physician offices and urgent-care services where patients can be treated for infections and minor injuries requiring immediate attention but don't warrant a visit to a hospital emergency room. The facility is divided into two main components including a three-story medical office building with diagnostic and testing facilities on the ground level and a two-story health and fitness center with aquatics, spa and public amenities.

One challenge faced by the design team was to arrange the varied programs so that they support and feed off one another. This relationship was accomplished through the use of common reception/control points and strong public circulation connections that link the varied functions. Similarly designed suite entries, registration, and natural stone feature walls help to connect the varied functions.


The building sweeps across an intersection at the southern end of the site, creating a strong presence at this prominent locale. The south and west facades are composed of a series of planes that overlap and unfold along the streetscape and two monumental walls act as frames that highlight the physical activities within the building.

- *Moorestown, New Jersey*
- *Project Size: 200,000 SF*
- *Construction Cost: \$34,000,000 USD*
- *Services: planning, architecture, interior design*

Clockwise from upper right: exterior, main check-in, gym, gym entry














## VIRTUA CAMDEN FAMILY HEALTH CENTER

Since closing their Camden inpatient facility in 2001, Virtua has maintained numerous outpatient practices spread throughout the former hospital building and the Kyle W. Will Family Health Center. The new Camden Family Health Center consolidates those practices to a single new destination, allowing the former hospital buildings to be repurposed for other uses.

Conceived as a community destination to foster better utilization of health services and therefore a healthier community, the building was designed to prioritize access to staff and operational transparency. The program includes a family medicine practice, physical therapy gym, dental clinic, podiatry practice, and a clinical “hotel” that allows multiple specialty practices to employ the facility on a part-time basis. A community room on the first floor activates the entrance to the campus while providing an amenity that can be used for patient education events, furthering the mission of wellness. Situated at an intersection along a very busy thoroughfare in the Liberty Park neighborhood, the new building provides a new prominence for the campus and a statement of Virtua’s long-term commitment to the Camden community.

A rigorous design process began with exploring the ideal clinical flow model and then using that prototype as a building block for the facility. The selection of the clinical model was influenced by a variety of factors, including patient experience, staff experience, and what philosophical message the model conveyed. In the end, an open model where providers are constantly on-stage was selected for its ability to achieve the accessibility that was desired. Numerous iterations of the building enclosure were studied to evaluate the most cost-effective and least disruptive means to construct the building on a constrained urban site, ultimately landing on two-story precast concrete panels that allow the façade to be rapidly erected and provide resiliency while also harmonizing with other facilities in the Virtua system.

- *Location: Camden, New Jersey*
- *Project Size: 36,000 SF*
- *Construction Cost: \$10,500,000 USD*
- *Services: architecture, interior design, engineering*



Clockwise from top left:  
exterior, registration, physical  
therapy, food pantry




## KAISER PERMANENTE REGIONAL EXPERIENCE

Stantec, paired with Kaiser Permanente's extensive design standards, provided full architecture and interior design services for renovation of this office building, which houses services such as an Ambulatory Surgery Center, outpatient imaging and diagnostic services - including interventional radiology, MRI, CT, radiology and ultrasound - as well as a pharmacy, laboratory and a Sterile Processing Department serving the Surgery Center. Improvements included the addition of a new elevator suitably located for dedicated patient transfers between the Surgery Center and ambulance pick up, as well as materials management; a lobby addition at the main building entrance now connects to the existing parking structure, improving wayfinding; a lobby extension for an additional waiting area at the south terrace provides connection with nature and the outdoors; and the renovation also allows for future expansion with unassigned space available on select floors.

### Additional Projects:

- *Ashburn Medical Center, Primary Care Renovation, Ashburn, Virginia*
- *Burtonsville Vision Production Facility, A-R Lens Addition, Burtonsville, Maryland*
- *Camp Springs Medical Center, MOB Master Plan, Camp Springs, Maryland*
- *Falls Church Medical Center, Pharmacy Renovation, Falls Church, Virginia*
- *Kensington Medical Center, CT Replacement, Kensington, Maryland*
- *Marlow Heights Medical Center, MOB Master Plan*
- *Rockville Regional Lab, Long Term Care Project, Site Study*
- *Tysons Corner Medical Center, Operating Room, Tysons Corner, Virginia*
- *Tysons Corner Medical Center, MRI and CT Fit-out*
- *Woodlawn Medical Center, CT Replacement*

Clockwise from top right: exterior, holding area, waiting area, pharmacy







 KAISER PERMANENTE







## MAIN LINE HEALTH AT EXTON SQUARE

If you go to the Exton Square Mall to do your shopping, you will find a wider choice of offerings than usual, from designer clothing and accessories to physicians and CAT scans. The idea of combining retail and medical services under one roof may seem a little unusual at first, but for people trying to make efficient use of their time it brings health care to an extremely convenient location.

The health center offers patients easy access to their physician or specialist, obtain lab work, undergo imaging studies, screenings and physical therapy, as well as receive cancer treatments, all in one location. Its location inside the mall also offers patients and their families the convenience of completing their shopping or getting a bite to eat before, in between or after appointments.

The design of the revitalized space includes a curving public concourse that guides patients from both exterior and interior entries toward their destination, while a centrally located registration desk functions as a hub of integration for the center's many services. In addition, a modular floor plan with standard room types of a universal size allow for greater adaptability to both current and future services.

The value of this one-stop healthcare concept proved itself shortly after the facility opened when a patient's cardiac condition was identified, diagnosed, and scheduled for treatment during one office visit.

- *Location: Exton, Pennsylvania*
- *Project Size: 31,600 SF*
- *Construction Cost: \$6,500,000 USD*
- *Services: architecture, interior design, engineering*



Clockwise from top left:  
registration, infusion, registration,  
exterior (from shopping mall)



## UCSF MEDICAL CENTER AT MISSION BAY, RON CONWAY FAMILY GATEWAY MEDICAL OFFICE BUILDING

The new medical center provides a home for the UCSF Cancer Center at Mission Bay, the UCSF Women's Health Center at Mission Bay, and the UCSF Children's Hospital. Each of the three facilities occupies its own wing, with a distinct identity and an entry designed to welcome its particular patient population.


Connected to the hospitals at all levels and designed as a hospital building, the key design driver for the Medical Building was to provide a flexible design for the long term, from a clinic scheduling point of view, for the population types, and for future expansion. Changes were made to accommodate adult cancer outpatient clinics in space originally planned for pediatric specialty clinics due to volume changes that had taken place since the original programming. This was accomplished during construction without delay of schedule which was precisely the intent of the design.

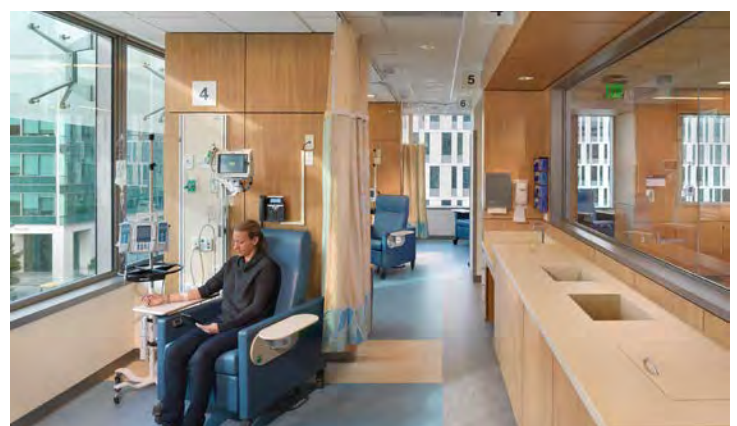

Clinics were designed to be as standard as possible, taking into careful consideration the justifiable needs of specialty practices. This allows for the planned sharing of space and for future, yet unknown, programs to move into operationally ready space.

To facilitate not only physician efficiency, but to support and underscore the mission of transformation, the location of the Medical Building is the bridge between the research campus and the hospital. In fact, the Outpatient Building will be directly across the street from the new Faculty Office Building being built on the edge of the research campus making it very convenient for clinicians. Programs are located in both outpatient and inpatient areas by level to allow for a continuum of care.

- *San Francisco, California*
- *Project Size: 200,000 SF*
- *Construction Cost: \$760,000,000 USD*
- *Services: planning, architecture, interior design*

Clockwise from upper right: exterior, infusion, lobby, registration







## NEW YORK-PRESBYTERIAN, YOUTH HUB

In 2017, New York-Presbyterian, in collaboration with Columbia University Irving Medical Center, received a grant from an initiative to establish a youth opportunity hub in Washington Heights and Inwood, New York. The grant allowed New York Presbyterian/Columbia Irving Medical Center, along with other community collaborators, to serve over 250 youths aged 14 to 24 years each year who have been or are at risk for involvement with the juvenile or adult judicial systems.

The Uptown Hub is a space for 14-24 year olds in Washington Heights to act, create, and inspire growth within themselves and their communities. By promoting positive and healthy futures, the Uptown Hub empowers members to develop self-advocacy and pursue their dreams by connecting with holistic and culturally-affirming services and resources.

The Uptown Hub offers programs such as one-on-one support, general drop-in, clubs and workshops and activities, as well as behavioral health. The community space was designed to be an open area where many members could collaborative playing video games, pool and watch movies on a large screen. The kitchen was included in the design of the space as the Hub offers instructional cooking classes for the members.

- *Location: New York, New York*
- *Services: architecture, interior design*



Clockwise from top: Recreation area, instructional kitchen, gaming area, administrative area







## THE NEW YORK PROTON CENTER

The New York Proton Therapy Center is the first facility of its kind in New York State. The \$300M center, eight years in the making, will offer advanced cancer care to patients in the Tri-State area. This state of the art 135,000 SF Center is a collaboration between Memorial Sloan Kettering Cancer Center, Montefiore Health System, Mount Sinai Health System, and ProHEALTH Proton Management LLC.


The center serves as the impetus of the redevelopment and urban renewal in East Harlem, featuring a mix of residential, commercial, and retail space. The transparent façade enlivens the street scape, engaging pedestrians, and connecting patients with the surrounding community.

As the largest free-standing proton center in the United States, the three-story facility features five rooms: three gantries plus one fixed beam room with provisions for an eye treatment chair, and one additional room dedicated to research. Establishing efficient patient throughput was a vital consideration for the functional layout of the facility. Patients arrive to the middle of the treatment area and go directly from a greet station to changing, gowned waiting, and treatment in a few short steps. Pediatric patients have a separate zone that offers play activities, as well as a quiet respite for children and parents.

The bright and airy main lobby, flanked with fittingly designed seating and greenery, creates a striking first impression for patients. Natural materials, wood finishes, and accents of color, complement the soothing palette.

- *Location: New York, New York*
- *Project Size: 135,000 SF*
- *Construction Cost: \$125,072,000 USD*
- *Services: planning, architecture, interior design*

Clockwise from opposite page: main lobby, exterior, reception desk, main entrance









## CHARLESTON AREA MEDICAL CENTER, CANCER CENTER

Charleston Area Medical Center's (CAMC's) new Cancer Center delivers on a community promise to combine all cancer diagnosis and treatment services in one location. The three-story building houses crucial services such as radiation and medical oncology, oncology surgery, clinical trials, medical office space, and the CAMC Breast Center.

A focus on comfort carries through to all elements of patient care and a host of amenities reinforce the atmosphere of care and convenience. Amenities include a patient concierge, a boutique, café, retail pharmacy, indoor rotunda, and an outdoor healing garden. The garden offers a tranquil spot to reflect and recharge for patients, caregivers, and staff alike. It offers flexible spaces that support socializing, quiet reflection, walking, and dining. A diverse palette of plants was used to provide interest and maximize contact with nature. The result is a serene, welcoming, outdoor space that promotes well-being, stress reduction and relaxation for all who visit.



- *Location: Charleston, West Virginia*
- *Project Size: 110,000 SF*
- *Construction Cost: \$40,000,000 USD*
- *Services: architecture, interior design, engineering*

Clockwise from top: exterior, healing garden, waiting/family area, infusion suite









# Better together



Comprised of over 4,000 building design professionals globally, our healthcare design staff live and work locally, but access colleagues who are working around the globe for fresh and informed input. Our teams are supported by our company-wide proprietary health research, experience in lean planning and design, and expertise in alternative delivery systems. Through inspired design, we put our clients at the forefront of best practice, new technology, and new healthcare delivery.

Communities are fundamental. Whether around the corner or across the globe, they provide a foundation, a sense of place and of belonging. That's why at Stantec, we always design with community in mind.

We care about the communities we serve—because they're our communities too. This allows us to assess what's needed and connect our expertise; to appreciate nuances and envision what's never been considered; to bring together diverse perspectives so we can collaborate toward a shared success.

We're designers, engineers, scientists, and project managers innovating together at the intersection of community, creativity, and collaboration. Balancing these priorities results in projects that advance the quality of life in communities across the globe. Stantec trades on the TSX and the NYSE under the symbol STN. Visit us at [stantec.com](http://stantec.com) or find us on social media.

Design with community in mind

